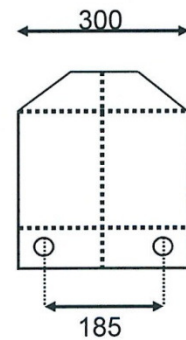
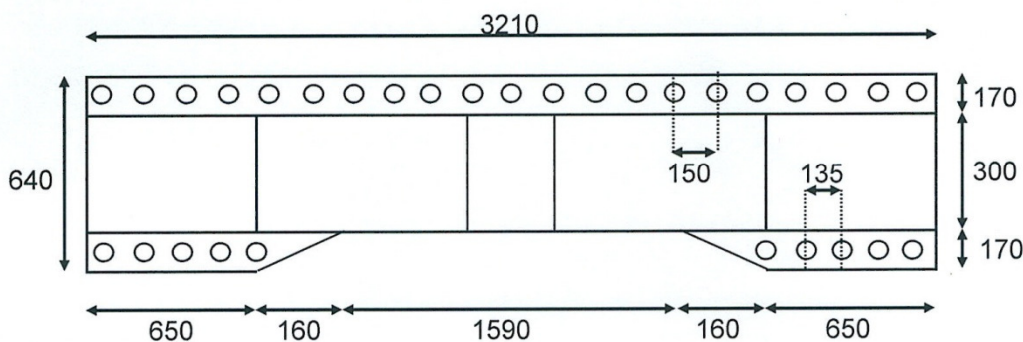


## Montagezubehör

### Traverse Tragkraft ca. 80 to

Maß: mm



Lochdurchmesser:

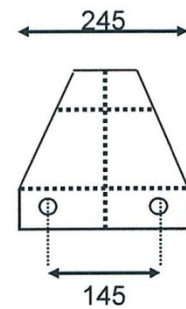
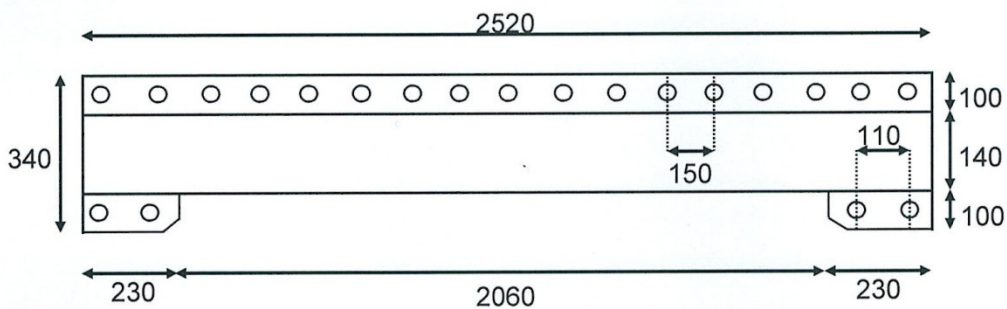
Oben 60 mm

Unten 60 mm

Seite 45 mm

### Traverse Tragkraft 40 to

Maß mm



Lochdurchmesser:

Oben 40 mm

Unten 40 mm

Seite 35 mm